

1. Name of Listed Entity: Kohinoor Foods Limited
2. Scrip Code/Name of Scrip/Class of Security: KOHINOOR
3. Share Holding Pattern Filed under: 31b
4. Share Holding Pattern as on : 31-Dec-2019
5. Declaration: The Listed entity is required to submit the following declaration to the extent of submission of information:-

S. No.	Particulars	Yes/No
1	Whether the Listed Entity has issued any partly paid up shares?	No
2	Whether the Listed Entity has issued any Convertible Securities?	No
3	Whether the Listed Entity has any shares against which depository receipts are issued?	No
4	Whether the Listed Entity has any shares in locked-in?	No
5	Whether any shares held by promoters are pledge or otherwise encumbered?	No
6	Whether the Listed Entity has issued any differential Voting Rights?	No
7	Whether the Listed Entity has issued any Warrants ?	No
8	Whether the listed entity has any significant beneficial owner?	No

Table 1 - Summary Statement holding of specified securities

Category (i)	Category of shareholder (ii)	Nos. of shares held (iii)	No. of fully paid up equity shares held (iv)		No. of Partly paid-up equity shares held (v)		No. of underlying Depository Receipts (vi)	Total nos. shares held (vii) = (iv)+(v)+(vi)	Shareholding as a % of total no. of shares (calculated as per SCRR, 1957) (viii)	Number of Voting Rights held in each class of securities (ix)			Total as a % of (A+B+) (x)	No. of Shares Underlying convertible securities (including Warrants) (xi)	Shareholding, as a % assuming full conversion of convertible securities (as a percentage of diluted share capital) (xii) = (vii)+(xi)	As a % of (xii) = (vii)+(xi)	Number of Locked in shares (a)	As a % of total Share (a)	Number of Shares pledged or otherwise encumbered (b)	As a % of total Share (b)	Number of equity shares held in dematerialized form (xiii)
			Class S	Class S	Total																



										eg: X	eg: Y	C)		(A+B+C2)	es held (b)	s held (b)	
A	Promoter & Promoter Group	8	2022524	0	0	202252	54.56	2022	0	5240	202	54.56	0	54.56	0	0	20225240
			0			40					252						
B	Public	26895	1684629	0	0	168462	45.44	1684	0	6290	168	45.44	0	45.44	0	0	16417864
			0			90					462						
C	Non Promoter-Non Public	0	0	0	0	0	0	0	0	0	0	0	0	0	0	0	0
C1	Shares underlying DRs	0	0	0	0	0	0	0	0	0	0	0	0	0	0	0	0
C2	Shares held by Employee Trusts	0	0	0	0	0	0	0	0	0	0	0	0	0	0	0	0
	Total	26903	3707153	0	0	370715	100	3707	0	1530	370	100	0	100	0	0	36643104
			0			30					50						



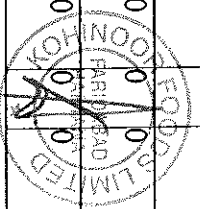


Table II - Statement showing shareholding pattern of the Promoter and Promoter Group

Category & Name of the Shareholders (i)	PAN (ii)	No. of shares older (iii)	No. of fully paid up equity shares held (iv)	Partly paid-up equity shares held (v)	Nos. of Shares underlying Depository Receipts (vi)	Total nos. shares held (VII = IV+V+VI)	Shareholding % calculate as per SCRR, 1957 (VIII) As a % of (A+B+C2)	Number of Voting Rights held in each class of securities (ix)			Total as a % of Total Voting rights	No. of Shares Underlying Outstanding convertible securities (including Warrants) (x)	Shareholding % as a % assuming full conversion of convertible securities ((VII)+(X) as a % of A+B+C2)	Number of Locked in Shares (xi)	Number of Shares pledged or otherwise encumbered (xii)	Number of equity shares held in dematerialized form (xiii)
								Class X	Class Y	Total						
1 Indian		0	0	0	0	0	0	0	0	0	0	0	0	0	0	0
a Individuals/Hindu undivided Family		7	20121	140	0	20121	54.28	20121	0	201	54.28	0	54.28	0	0	20121
GURNAM ARORA	AAJP A106 4F	1	67088	89	0	67088	18.1	67088	0	670	18.1	0	18.1	0	0	67088
JUGAL KISHORE ARORA	AAJP A938 5M	1	66534	84	0	66534	17.95	66534	0	665	17.95	0	17.95	0	0	66534
SATNAM ARORA	AAK PA26 94L	1	59889	23	0	59889	16.16	59889	0	598	16.16	0	16.16	0	0	59889
RANI ARORA	AAK PA27 07J	1	74600	9	0	74600	2.01	74600	0	746	2.01	0	2.01	0	0	74600
NITIN ARORA	AAB PA64 40R	1	21000	0	0	21000	0.06	21000	0	210	0.06	0	0.06	0	0	21000
MADHU ARORA	AAJP A318 3D	1	1869	0	0	1869	0.01	1869	0	186	0.01	0	0.01	0	0	1869



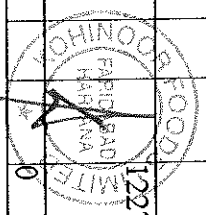
	MEENA	AAK 1	966	0	0	0	966	0	0	0	966	0	0	0	0	0	0	0	0	966
	RANI	PA28																		
	ARORA	06N																		
b	Central Government/ State Government(s)		0	0	0	0	0	0	0	0	0	0	0	0	0	0	0	0	0	0
c	Financial Institutions/ Banks		0	0	0	0	0	0	0	0	0	0	0	0	0	0	0	0	0	0
d	Any Other (specify)		1	10410	0	0	10410	0.28	10410	104	100	104	0.28	0	0	0	0	0	0	104100
	Bodies Corporate		1	10410	0	0	104100	0.28	104100	104	100	104	0.28	0	0	0	0	0	0	104100
	SATNAM HAARGENS LTD	AAA CS16 66F	1	10410	0	0	104100	0.28	104100	104	100	104	0.28	0	0	0	0	0	0	104100
	Sub-Total (A)(1)		8	20225	0	0	202252	54.56	202250	202	252	202	54.56	0	0	0	0	0	0	20225240
2	Foreign		0	0	0	0	0	0	0	0	0	0	0	0	0	0	0	0	0	0
a	Non-Resident Individuals/ Foreign Individuals)		0	0	0	0	0	0	0	0	0	0	0	0	0	0	0	0	0	0
b	Government		0	0	0	0	0	0	0	0	0	0	0	0	0	0	0	0	0	0
c	Institutions		0	0	0	0	0	0	0	0	0	0	0	0	0	0	0	0	0	0
d	Foreign Portfolio Investor		0	0	0	0	0	0	0	0	0	0	0	0	0	0	0	0	0	0
e	Any Other (specify)		0	0	0	0	0	0	0	0	0	0	0	0	0	0	0	0	0	0
	Sub-Total (A)(2)		0	0	0	0	0	0	0	0	0	0	0	0	0	0	0	0	0	0



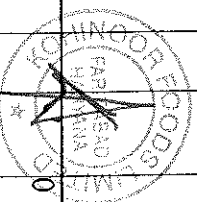
Total	8	202250	0	0	202252	54.56	202250	202	54.56	0	54.56	0	0	0	20225240
Shareholding of Promoter and Promoter Group (A)= (A)(1)+(A)(2)		240			40		240	252							

Table III - Statement showing shareholding pattern of the Public shareholder

Category & Name of the Shareholders (i)	PAN (ii)	Nos. of share older (iii)	No. of fully paid up equity shares held (iv)	Partly paid-up equity shares held (v)	Nos. of shares underlying Depository Receipts (vi)	Total nos. shares held (v+v+v)	Shareholding % calculate as per SCRR, 1957 As a % of (A+B+C2) VIII	Number of Voting Rights held in each class of securities (ix)			Total as a % of Total Voting rights	No. of Shares Underlying Outstanding convertible securities (including Warrants) (x)	Total shareholding 9, as a % assuming full conversion of convertible securities (as a percentage of diluted share capital) (xi)	Number of Locked shares (xii)		Number of Shares pledged or otherwise encumbered (xiii)		Number of equity shares held in dematerialized form (xiv)
								Class X	Class Y	Total				No. (a)	As a % of total shares held (b)	No. (a)	As a % of total shares held (Not applicable) (b)	
1 Institutions		0	0	0	0	0	0	0	0	0	0	0	0	0	0	0	0	0
2 Mutual Funds/		0	0	0	0	0	0	0	0	0	0	0	0	0	0	0	0	0
b Venture Capital Funds		0	0	0	0	0	0	0	0	0	0	0	0	0	0	0	0	0
c Alternate Investment Funds		0	0	0	0	0	0	0	0	0	0	0	0	0	0	0	0	0
1 Foreign Venture Capital Investors		0	0	0	0	0	0	0	0	0	0	0	0	0	0	0	0	0
e Foreign Portfolio Investors		2	60000	0	0	60000	0.16	60000	600	0.16	0	0.16	0	0	0	0	0	60000
f Financial Institutions/Banks		4	12277	0	0	12277	0.33	12277	122	0.33	0	0.33	0	0	0	0	0	12277
g Insurance		0	0	0	0	0	0	0	0	0	0	0	0	0	0	0	0	0



Companies												0	0	0	0	0	0	0	0	0	0	0	0	0	0	0	0	0	0	
Provident Funds/ Pension Funds												0	0	0	0	0	0	0	0	0	0	0	0	0	0	0	0	0	0	0
Any Other (specify)												0	0	0	0	0	0	0	0	0	0	0	0	0	0	0	0	0	0	0
Sub-Total (B)(1)												6	18277	0	0	18277	0.49	18277	0	182	771	0.49	0	0	0	0	0	0	0	18277
Central Government/ State Government(s) / President of India												0	0	0	0	0	0	0	0	0	0	0	0	0	0	0	0	0	0	0
Sub-Total (B)(2)												0	0	0	0	0	0	0	0	0	0	0	0	0	0	0	0	0	0	0
Non-institutions												0	0	0	0	0	0	0	0	0	0	0	0	0	0	0	0	0	0	0
Individuals -												25985	84705	0	0	84705	22.85	84705	0	847	055	22.85	0	0	0	0	0	0	8076501	
Individual shareholders holding nominal share capital up to Rs. 2 lakhs.												25970	78616	0	0	78616	21.21	78616	0	786	163	21.21	0	0	0	0	0	0	7467580	
Individual shareholders holding nominal share capital in excess of Rs. 2 lakhs.												15	60892	0	0	60892	1.64	60892	0	608	921	1.64	0	0	0	0	0	0	608921	
NBFCs registered												0	0	0	0	0	0	0	0	0	0	0	0	0	0	0	0	0	0	



	with RBI																			
2	Employee Trusts	0	0	0	0	0	0	0	0	0	0	0	0	0	0	0	0	0	0	0
1	Overseas Depositories (holding DRs) (balancing figure)	0	0	0	0	0	0	0	0	0	0	0	0	0	0	0	0	0	0	0
3	Any Other (specify)	904	81929068	0	0	8192968	22.1	81929068	8192908	8192908	22.1	8192908	22.1	0	0	0	0	0	0	8158592
	Bodies Corporate	156	74528061	0	0	7452861	20.1	74528061	7452808	7452808	20.1	7452808	20.1	0	0	0	0	0	0	7418485
	AL DAHRA INTERNATIONAL INVESTMENT TS LLC	1	7048306	0	0	7048306	19.01	7048306	7048306	7048306	19.01	7048306	19.01	0	0	0	0	0	0	7048306
	Clearing member	29	725760	0	0	725760	0.2	725760	725760	725760	0.2	725760	0.2	0	0	0	0	0	0	72576
	HUF	480	3967505	0	0	396755	1.07	3967505	3967508	3967508	1.07	3967508	1.07	0	0	0	0	0	0	396755
	Non-Resident Indian (NRI)	238	2694906	0	0	2694966	0.73	2694906	2694906	2694906	0.73	2694906	0.73	0	0	0	0	0	0	269496
	Other	1	12800	0	0	12800	0	12800	12800	12800	0	12800	0	0	0	0	0	0	0	1280
	Sub-Total (B)(3)	26889	166630519	0	0	16663519	44.95	166630519	166630519	166630519	44.95	166630519	44.95	0	0	0	0	0	0	16235093
	Total Public Shareholding (B)= (B)(1)+(B)(2)+(B)(3)	26895	168460290	0	0	16846290	45.44	168460290	168460290	168460290	45.44	168460290	45.44	0	0	0	0	0	0	16417864

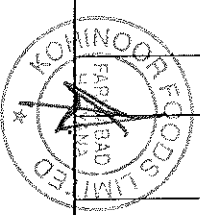


Table IV - Statement showing shareholding pattern of the Non Promoter- Non Public shareholder

Category & Name of the Shareholders (i)	PAN (ii)	No. of shares older (iii)	No. of fully paid up equity shares held (iv)	Partly paid-up equity shares held (v)	Nos. of shares underlying Depository Receipts (vi)	Total no. shares held (VII = (iv)+(v)+(vi))	Shareholding % calculate as per SCRR, 1957 (VIII) As a % of (A+B+C2) (VIII)	Number of Voting Rights held in each class of securities (ix)			Total as a % of Total Voting rights	No. of Shares (including Outstanding convertible securities (including Warrants) (x)	Total shareholding q. as a % assuming full conversion of convertible securities (xi) as a percentage of diluted share capital (xii)	No. of shares Locked in (Xii)	As a % of total shares held (Xii)	No. of shares pledged or otherwise encumbered (Xiii)	As a % of total shares held (Not Applicable) (Xiii)	Number of equity shares held in dematerialized form (Xiv)	Number of shares held in dematerialized form (Not Applicable) (Xiv)
								Class X	Class Y	Total									
1 Custodian/DR Holder		0	0	0	0	0		0	0	0	0		0	0		0	0	0	0
2 Employee Benefit Trust (under SEBI (Share based Employee Benefit) Regulations, 2014)		0	0	0	0	0		0	0	0	0		0	0		0	0	0	0
Total Non-Promoter- Non Public Shareholding (C)= (C)(1)+(C)(2)		0	0	0	0	0		0	0	0	0		0	0		0	0	0	0

Table V - Statement showing shareholding pattern of the Significant Beneficiary Owner (SBO)

Name	PAN	Passport No. in case of a foreign national	Nationality	Details of holdings/ exercise of right of the SBO in the reporting company, whether direct or indirect*		Rights on distributable dividend or any other distribution	Exercise of control	Exercise of significant influence	Date of creation / acquisition of significant beneficial interest
				Shares	Voting rights				

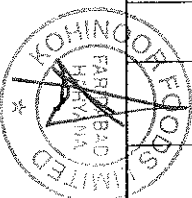


Table II- Unclaim Details

Details of Shares which remain unclaimed may be given here along with details such as number of shareholders, outstanding shares held in demat/unclaimed suspense account, voting rights which are frozen etc.	
No. of shareholders	No of share held

Table III- Unclaim Details

Details of Shares which remain unclaimed may be given here along with details such as number of shareholders, outstanding shares held in demat/unclaimed suspense account, voting rights which are frozen etc.	
No. of shareholders	No of share held

Table III- Person in Concert

Details of the shareholders acting as persons in Concert including their Shareholding			
Name of shareholder	Name of PAC	No. of share	Holding %

